

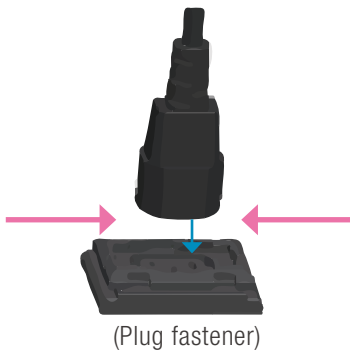


## Power Distribution Unit Series

Basic PDUs provide reliable and cost-effective power distribution. Single & three phase power solutions and diversity of receptacle choices.

### Features

- 19 inch rack-mount and 0U vertical type
- Flexible modular structure
- Range from 10 A to 30 A versatile configurations
- Circuit breaker with prompt overload protection response
- Available with UK, IEC, Schuko, Italy, or India type outlets
- RoHS compliant
- IEC C14 plug fastener (optional)





### Product Structure

- A. Input AC power
- B. LED power indicator
- C. Circuit breaker
- D. Output outlets
- E. Bracket mounting hole



Hydraulic Breaker  
(PDU-R3010LB)





## BASIC PDU SPECIFICATION (120 VAC, 208 VAC, 3P 208 / 120 VAC)

Model	Phase	Voltage	Current Rating	Rack Size	Plug Type	Cable Length	Outlet Type	Outlets	Dimensions (L x W x H) inch	
PDU-R1508	Ⓛ	Single	120 VAC	15 A	1U	NEMA 5-15P	10ft.	NEMA 5-15R x 8	8	19 x 2.7 x 1.75
PDU-R1510	Ⓛ	Single	120 VAC	15 A	1U	NEMA 5-15P	10ft.	NEMA 5-15R x 10	10	19 x 2.7 x 1.75
PDU-R1516		Single	120 VAC	15 A	1U	NEMA 5-15P	12ft.	NEMA 5-15R x 16	16	19 x 4.6 x 1.75
PDU-R2010	Ⓛ	Single	120 VAC	20 A	1U	NEMA 5-20P	10ft.	NEMA 5-15R x 8 NEMA 5-15 / 20R x 2	10	19 x 2.7 x 1.75
PDU-R2012L	Ⓛ	Single	208 VAC	20 A	1U	NEMA L6-20P	10ft.	IEC-320 C13 x 8 IEC-320 C19 x 4	12	19 x 4.6 x 1.75
PDU-R3010LB (Hydraulic breaker)	Ⓛ	Single	208 VAC	30 A	1U	NEMA L6-30P	10ft.	IEC C13 x 10	10	19 x 4.6 x 1.75
PDU-V1512	Ⓛ	Single	120 VAC	15 A	0U	NEMA 5-15P	10ft.	NEMA 5-15R x 12	12	22 x 2.7 x 1.75
PDU-V2016	Ⓛ	Single	120 VAC	20 A	0U	NEMA 5-20P	10ft.	NEMA 5-15R x 12 NEMA 5-15 / 20R x 4	16	28 x 2.7 x 1.75
PDU-V2020	Ⓛ	Single	120 VAC	20 A	0U	NEMA 5-20P	10ft.	NEMA 5-15R x 16 NEMA 5-15 / 20R x 4	20	44 x 2.7 x 1.75
PDU-V2024	Ⓛ	Single	120 VAC	20 A	0U	NEMA 5-20P	10ft.	NEMA 5-15R x 20 NEMA 5-15 / 20R x 4	24	50 x 2.7 x 1.75
PDU-V3024	Ⓛ	Single	120 VAC	30 A	0U	NEMA L5-30P	10ft.	NEMA 5-15 / 20R x 24	24	72.5 x 2.7 x 1.75
PDU-V2024L	Ⓛ	Single	208 VAC	20 A	0U	NEMA L6-20P	10ft.	IEC-320 C13 x 18 IEC-320 C19 x 6	24	72.5 x 2.7 x 1.75
PDU-V3024L	Ⓛ	Single	208 VAC	30 A	0U	NEMA L6-30P	10ft.	IEC-320 C13 x 20 IEC-320 C19 x 4	24	72.5 x 2.7 x 1.75
PDU-V3032L	Ⓛ	Single	208 VAC	30 A	0U	NEMA L6-30P	10ft.	IEC-320 C13 x 26 IEC-320 C19 x 6	32	72.5 x 2.7 x 1.75
PDU-V2024L3	Ⓛ	3 Phase	208 / 120 VAC	20 A	0U	NEMA L21-20P	10ft.	IEC-320 C13 x 21 IEC-320 C19 x 3	24	72.5 x 2.7 x 1.75
PDUV2030L3	Ⓛ	3 Phase	208 / 120 VAC	20 A	0U	NEMA L21-20P	3ft.	IEC-320 C13 x 24 IEC-320 C19 x 6	30	60 x 2.7 x 1.75

• Example: **PDU - R 20 10 / PDU - V 30 24 L**

Ⓛ Basic PDU Ⓟ 19 Rackmount Ⓞ 20 Amp Ⓝ 10 Outlets Ⓜ OU vertical Ⓠ 30 Amp Ⓟ 24 outlets Ⓢ 208 VAC input

## BASIC PDU SPECIFICATION (230 VAC, 3P 400 / 230 VAC)

Model	Phase	Voltage	Current Rating	Rack Size	Plug Type	Cable Length	Outlet Type	Outlets	Dimensions (L x W x H) inch	
PDU-R1008		Single	230 VAC	10 A	1U	Schuko / U.K. / IEC	10ft.	IEC-320 C13 x 8	8	19 x 2.7 x 1.75
PDU-R1010		Single	230 VAC	10 A	1U	Schuko / U.K. / IEC	10ft.	IEC-320 C13 x 10	10	19 x 2.7 x 1.75
PDU-R1014		Single	230 VAC	10 A	1U	Schuko / U.K. / IEC	12ft.	IEC-320 C13 x 14	14	19 x 4.6 x 1.75
PDU-R1016		Single	230 VAC	10 A	1U	Schuko / U.K. / IEC	12ft.	IEC-320 C13 x 16	16	19 x 4.6 x 1.75
PDU-R1612	Ⓛ	Single	230 VAC	16 A	1U	Schuko / U.K. / IEC	10ft.	IEC-320 C13 x 12	12	19 x 2.7 x 1.75
PDU-R1614		Single	230 VAC	16 A	1U	Schuko / U.K. / IEC	10ft.	IEC-320 C13 x 8 IEC-320 C19 x 6	14	19 x 4.6 x 1.75
PDU-R1616		Single	230 VAC	16 A	1U	Schuko / U.K. / IEC	10ft.	IEC-320 C13 x 8 IEC-320 C19 x 6	16	19 x 4.6 x 1.75
PDU-V1014		Single	230 VAC	10 A	0U	Schuko / U.K. / IEC	10ft.	IEC-320 C13 x 14	14	27 x 2.7 x 1.75
PDU-V1016		Single	230 VAC	10 A	0U	Schuko / U.K. / IEC	10ft.	IEC-320 C13 x 16	16	30 x 2.7 x 1.75
PDU-V1616		Single	230 VAC	16 A	0U	Schuko / U.K. / IEC	10ft.	IEC-320 C13 x 16	16	28 x 2.7 x 1.75
PDU-V1620	Ⓛ	Single	230 VAC	16 A	0U	Schuko / U.K. / IEC	10ft.	IEC-320 C13 x 18 IEC-320 C19 x 2	20	72.5 x 2.7 x 1.75
PDU-V1630	Ⓛ	Single	230 VAC	16 A	0U	Schuko / U.K. / IEC	10ft.	IEC-320 C13 x 24 IEC-320 C19 x 6	30	72.5 x 2.7 x 1.75
PDU-V1624H3	Ⓛ	3 Phase	400 / 230 VAC	16 A	0U	IEC 309 3P+N+E	10ft.	IEC-320 C13 x 18 IEC-320 C19 x 6	24	72.5 x 2.7 x 1.75
PDU-V1630H3	Ⓛ	3 Phase	400 / 230 VAC	16 A	0U	IEC 309 3P+N+E	10ft.	IEC-320 C13 x 24 IEC-320 C19 x 6	30	72.5 x 2.7 x 1.75
PDU-V3236H3	Ⓛ	3 Phase	400 / 230 VAC	32 A	0U	IEC 309 3P+N+E	10ft.	IEC-320 C13 x 30 IEC-320 C19 x 6	36	72.5 x 2.7 x 1.75

• Example: **PDU - R 10 16 / PDU - V 16 30 H3**

Ⓛ Basic PDU Ⓟ 19 Rackmount Ⓞ 10 Amp Ⓝ 16 Outlets Ⓜ OU vertical Ⓠ 16 Amp Ⓟ 30 outlets Ⓢ 3 Phase 400 / 230 VAC